

# इंटरनेट

# मानक

## Disclosure to Promote the Right To Information

Whereas the Parliament of India has set out to provide a practical regime of right to information for citizens to secure access to information under the control of public authorities, in order to promote transparency and accountability in the working of every public authority, and whereas the attached publication of the Bureau of Indian Standards is of particular interest to the public, particularly disadvantaged communities and those engaged in the pursuit of education and knowledge, the attached public safety standard is made available to promote the timely dissemination of this information in an accurate manner to the public.

“जानने का अधिकार, जीने का अधिकार”

Mazdoor Kisan Shakti Sangathan

“The Right to Information, The Right to Live”

“पुराने को छोड़ नये के तरफ”

Jawaharlal Nehru

“Step Out From the Old to the New”

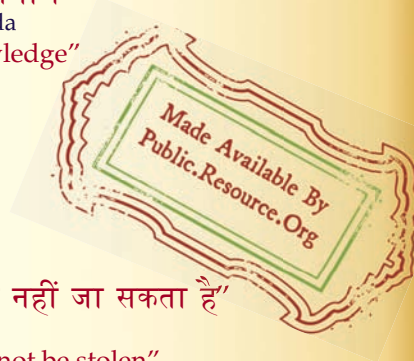
IS 2556-9 (2004): Vitreous Sanitary Appliances (Vitreous China) - - Part 9: Specific Requirements of Pedestal Type Bidets [CED 3: Sanitary Appliances and Water Fittings]



“ज्ञान से एक नये भारत का निर्माण”

Satyanarayan Gangaram Pitroda

“Invent a New India Using Knowledge”



“ज्ञान एक ऐसा खजाना है जो कभी चुराया नहीं जा सकता है”

Bhartrhari—Nitiśatakam

“Knowledge is such a treasure which cannot be stolen”



BLANK PAGE



भारतीय मानक  
काँचाभ स्वच्छता साधित्र  
(काँचाभ चीनी मिट्टी) — विशिष्टि  
भाग 9 पिडस्टल प्रकार के बिडेटों के लिए विशिष्ट अपेक्षाएँ  
( पाँचवां पुनरीक्षण )

*Indian Standard*

VITREOUS SANITARY APPLIANCES  
(VITREOUS CHINA) — SPECIFICATION

PART 9 SPECIFIC REQUIREMENTS OF PEDESTAL TYPE BIDETS

( *Fifth Revision* )

ICS 91.140.70

© BIS 2004

**BUREAU OF INDIAN STANDARDS**  
MANAK BHAVAN, 9 BAHADUR SHAH ZAFAR MARG  
NEW DELHI 110002

## FOREWORD

The Indian Standard (Part 9) (Fifth Revision) was adopted by the Bureau of Indian Standards, after the draft finalized by the Sanitary Appliances and Water Fittings Sectional Committee had been approved by the Civil Engineering Division Council.

This standard was first published in 1963. The first, second, third and fourth revisions were issued in 1967, 1972, 1979 and 1995 respectively. In this revision, load bearing test on bidets has been included and other changes, keeping in view the current manufacturing practices in the country, have been made.

For the purpose of deciding whether a particular requirement of this standard is complied with, the final value, observed or calculated, expressing the result of a test or analysis, shall be rounded off in accordance with IS 2 : 1960 'Rules for rounding off numerical values (*revised*)'. The number of significant places retained in the rounded off value should be the same as that of the specified value in this standard.

# Indian Standard

## VITREOUS SANITARY APPLIANCES (VITREOUS CHINA) — SPECIFICATION

### PART 9 SPECIFIC REQUIREMENTS OF PEDESTAL TYPE BIDETS

#### ( Fifth Revision )

#### 1 SCOPE

This standard (Part 9) lays down the requirements for patterns, construction, dimensions and tolerance, finish, inspection and marking of pedestal type bidets made of vitreous china.

#### 2 REFERENCES

The following standards contain provisions which through reference in this text constitute provisions of this standard. At the time of publication the editions indicated were valid. All standards are subject to revision and parties to agreements based on this standard are encouraged to investigate the possibility of applying the most recent editions of the standards indicated below:

IS No.	Title
2556 (Part 1) : 1994	Specification for vitreous sanitary appliances (vitreous china) : Part 1 General requirements ( <i>third revision</i> )
9140 : 1996	Method of sampling of vitreous and fire clay sanitary appliances ( <i>second revision</i> )

#### 3 GENERAL REQUIREMENTS

The general requirements relating to terminology, materials, manufacture, glazing, defects, minimum thickness, performance and methods of tests covered in IS 2556 (Part 1) shall be complied with.

#### 4 PATTERNS

4.1 Pedestal bidets shall be one of the following patterns and sizes:

- a) Pattern 1 — Pedestal bidets with flushing rim and spray hole (*see* Fig. 1A and 1B)
- b) Pattern 2 — Pedestal bidets without flushing rim and over rim supply (*see* Fig. 2A and 2B)

4.1.1 Pedestal bidets may also be made in other patterns where so agreed to between the manufacturer and the purchaser. However except for functional dimension, all other requirements as laid down in this standard shall be complied with.

#### 5 CONSTRUCTION

Pedestal bidets shall be of one-piece construction. Pedestal bidet with flushing rim shall have three tap holes and a spray hole as shown in Fig. 1A and 1B. The pop up hole shall be optional. The central hole shall have the provision to supply water to the rim. Pedestal bidet without flushing rim shall be provided with one or three tap holes and without any spray holes as shown in Fig. 2A and 2B. Each bidet shall be provided with a tap fitting hole of dimension as shown in Fig. 3 with or without overflow arrangement. Suitable provision shall be made for fixing the bidet to the floor.

#### 6 DIMENSIONS AND TOLERANCES

6.1 The functional dimension (dimensions other than connecting dimensions) and connecting dimensions (critical for plumbing requirements), shall be as given in Tables 1 and 2 respectively.

**Table 1 Functional Dimensions**

All dimensions in millimetres.

Sl No.	Description	Ref in Figure	Bidet with Flushing Rim (Fig. 1A)	Bidet without Flushing Rim and Supply (Fig. 2A)
(1)	(2)	(3)	(4)	(5)
i)	Length, <i>Max</i>	<i>L</i>	600	600
ii)	Breadth	<i>W</i>	$360 \pm 20$	$360 \pm 20$
iii)	Height	<i>H</i>	$380 \pm 10$	$380 \pm 10$
iv)	Length of opening, <i>Min</i>	<i>L<sub>1</sub></i>	375	375
v)	Width of opening, <i>Min</i>	<i>W<sub>1</sub></i>	220	220

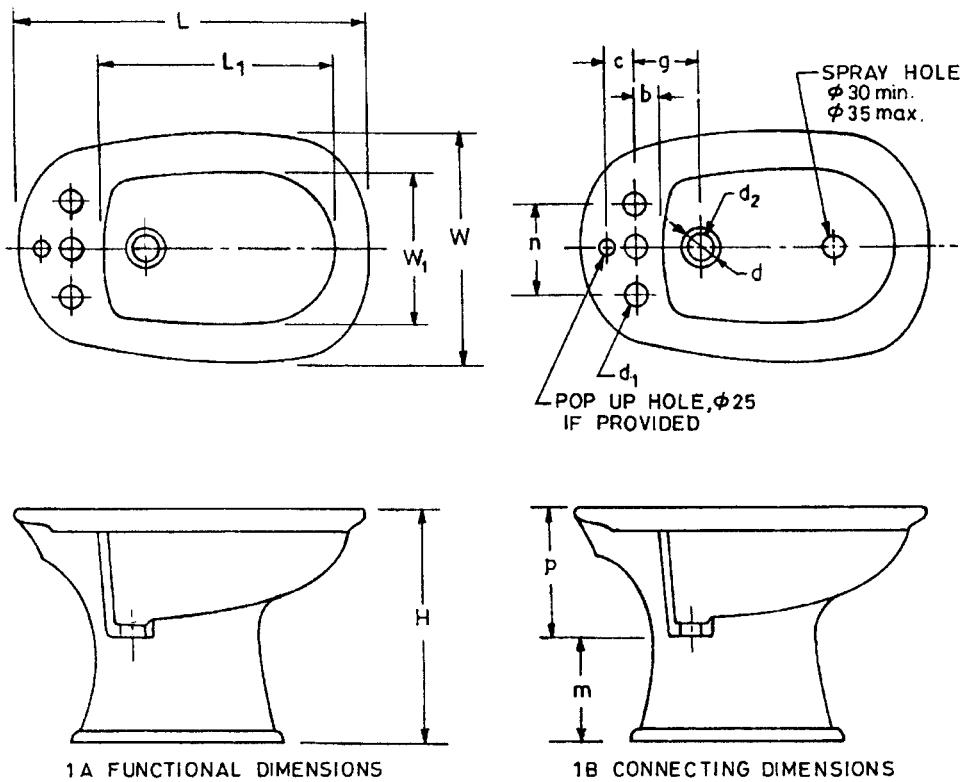


FIG. 1 TYPICAL ILLUSTRATIONS OF BIDET (WITH FLUSHING RIM)

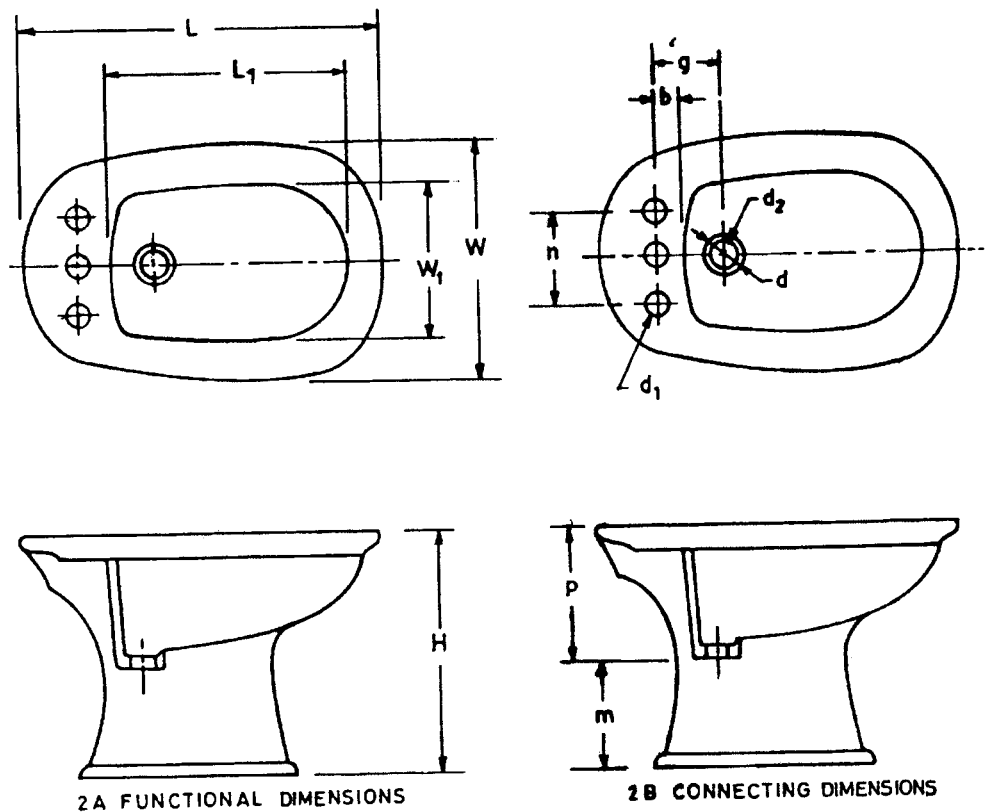


FIG. 2 TYPICAL ILLUSTRATIONS OF BIDET WITHOUT FLUSHING RIM

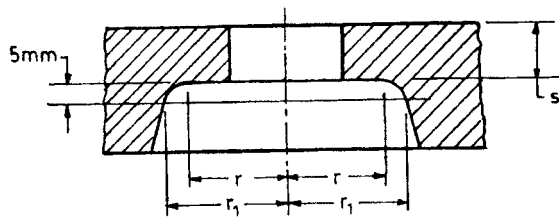


FIG. 3 DETAILS OF TAP FITTING HOLE

Table 2 Connecting Dimension  
(Clause 6.1)

All dimensions in millimetres.

Sl No.	Description	Ref in Fig.	Bidet with Flushing Rim (Fig. 1B and 3)	Bidet without Flushing Rim and Over Rim Supply (Fig. 2B and 3)
(1)	(2)	(3)	(4)	(5)
i)	Diameter of tap hole	$D_1$	$35 \pm 2$	$35 \pm 2$
ii)	Distance between two outer tap holes, <i>Min</i>	$n$	150	150
iii)	Distance between centre line of centre tap hole and pop up hole, if provided	$c$	50 Min	—
iv)	Distance between centre line of centre tap hole and the edge of the rim/bowl, <i>Max</i>	$b$	80	80
v)	Distance between the centre line of tap hole and centre line of waste hole, <i>Max</i>	$g$	170	170
vi)	Vertical distance between the tap platform and the lower plane of the waste hole, <i>Max</i>	$p$	250	250
vii)	Distance between the lower plane of the waste hole and the floor, <i>Max</i>	$m$	180	180
viii)	Radius of a cylinder with the same axis as the fitting hole which permits the following free space below the inside edge of the tap fitting hole: a) Of 0 to 5 mm height, <i>Min</i> b) Of 5 mm and more height, <i>Min</i>	$r$ $r_1$	25 30	25 30
ix)	Wall thickness in the zone of the tap fitting hole, <i>Max</i>	$s$	18	18

6.2 Dimensions of the waste outlet provided in bidets shall conform to Table 3 read with Fig. 4.

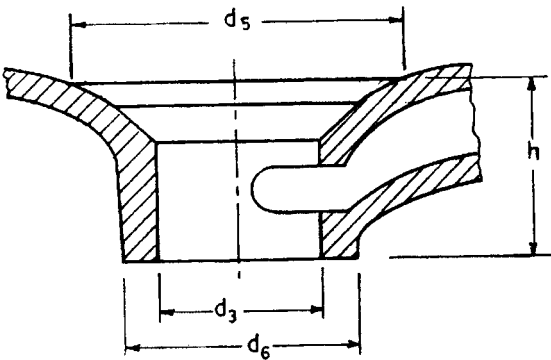


FIG. 4 DIMENSIONS OF WASTE OUTLET HOLE

Table 3 Dimensions of Waste Outlet Hole  
(Clause 6.2)

All dimensions in millimetres.

Sl No.	Description	Ref to Fig. 4	Dimension mm
(1)	(2)	(3)	(4)
i)	Diameter of water outlet opening	$d_3$	$46 \pm \frac{2}{3}$
ii)	Maximum diameter at the bevelled portion of the waste outlet opening	$d_5$	75, <i>Max</i>
iii)	Outside diameter of the seating face of the waste outlet opening	$d_6$	60, <i>Min</i>
iv)	Depth of outlet with integral overflow	$h$	45, <i>Min</i> 50, <i>Max</i>

**6.3** Tolerance where not given for specific dimensions shall conform to IS 2556 (Part 1).

## **7 FINISH**

The inside surface of the bidet and waste outlet shall be glazed uniform, smooth for efficient drawing.

## **8 LOAD BEARING TEST**

Bidet shall be fixed in a stable arrangement on the floor with proper screw. A load of  $400 \pm 5$  Kg or a force of  $4 \pm 0.05$  kN shall be applied for period of 1 h by placing it on a wooden beam with a cross-section of 100 mm × 100 mm positioned across the centre of the opening of the top surface of the bidet. There shall be no damage or defect shall occur to the bidet.

## **9 SAMPLING PROCESS, INSPECTION AND LOT INSPECTION**

The recommended method of sampling process,

inspection and lot inspection shall be as given in IS 9140.

## **10 MARKING**

**10.1** The bidet shall be clearly and indelibly marked at a suitable place with the following:

- a) Name or trade-mark of the manufacturer, and
- b) Batch/Lot number.

### **10.2 BIS Certification Marking**

**10.2.1** Each bidet may also be marked with the Standard Mark.

**10.2.2** The use of the Standard Mark is governed by the provisions of the *Bureau of Indian Standards Act, 1986* and the Rules and Regulations made thereunder. Details of conditions under which a license for the use of the Standard Mark may be granted to manufacturers or producers may be obtained from the Bureau of Indian Standards.

## Bureau of Indian Standards

BIS is a statutory institution established under the *Bureau of Indian Standards Act*, 1986 to promote harmonious development of the activities of standardization, marking and quality certification of goods and attending to connected matters in the country.

### Copyright

BIS has the copyright of all its publications. No part of these publications may be reproduced in any form without the prior permission in writing of BIS. This does not preclude the free use, in the course of implementing the standard, of necessary details, such as symbols and sizes, type or grade designations. Enquiries relating to copyright be addressed to the Director (Publications), BIS.

### Review of Indian Standards

Amendments are issued to standards as the need arises on the basis of comments. Standards are also reviewed periodically; a standard along with amendments is reaffirmed when such review indicates that no changes are needed; if the review indicates that changes are needed, it is taken up for revision. Users of Indian Standards should ascertain that they are in possession of the latest amendments or edition by referring to the latest issue of 'BIS Catalogue' and 'Standards: Monthly Additions'.

This Indian Standard has been developed from Doc : No. CED 3 (7003).

#### Amendments Issued Since Publication

Amend No.	Date of Issue	Text Affected

#### BUREAU OF INDIAN STANDARDS

Headquarters :

Manak Bhavan, 9 Bahadur Shah Zafar Marg, New Delhi 110 002  
Telephones : 2323 0131, 2323 33 75, 2323 9402

Telegrams : Manaksanstha  
(Common to all offices)

Regional Offices :

	Telephone
Central : Manak Bhavan, 9 Bahadur Shah Zafar Marg NEW DELHI 110 002	{ 2323 7617 2323 3841
Eastern : 1/14 C.I.T. Scheme VII M, V. I. P. Road, Kankurgachi KOLKATA 700 054	{ 2337 8499, 2337 8561 2337 8626, 2337 9120
Northern : SCO 335-336, Sector 34-A, CHANDIGARH 160 022	{ 60 3843 60 9285
Southern : C.I.T. Campus, IV Cross Road, CHENNAI 600 113	{ 2254 1216, 2254 1442 2254 2519, 2254 2315
Western : Manakalaya, E9 MIDC, Marol, Andheri (East) MUMBAI 400 093	{ 2832 9295, 2832 7858 2832 7891, 2832 7892
Branches : AHMEDABAD. BANGALORE. BHOPAL. BHUBANESHWAR. COIMBATORE. FARIDABAD. GHAZIABAD. GUWAHATI. HYDERABAD. JAIPUR. KANPUR. LUCKNOW. NAGPUR. NALAGARH. PATNA. PUNE. RAJKOT. THIRUVANANTHAPURAM. VISAKHAPATNAM.	