

इंटरनेट

मानक

Disclosure to Promote the Right To Information

Whereas the Parliament of India has set out to provide a practical regime of right to information for citizens to secure access to information under the control of public authorities, in order to promote transparency and accountability in the working of every public authority, and whereas the attached publication of the Bureau of Indian Standards is of particular interest to the public, particularly disadvantaged communities and those engaged in the pursuit of education and knowledge, the attached public safety standard is made available to promote the timely dissemination of this information in an accurate manner to the public.

“जानने का अधिकार, जीने का अधिकार”

Mazdoor Kisan Shakti Sangathan

“The Right to Information, The Right to Live”

“पुराने को छोड़ नये के तरफ”

Jawaharlal Nehru

“Step Out From the Old to the New”

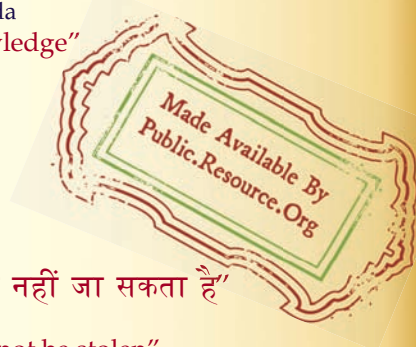
IS 9198 (1979): compaction rammer for soil testing [CED 43: Soil and Foundation Engineering]



“ज्ञान से एक नये भारत का निर्माण”

Satyanarayan Gangaram Pitroda

“Invent a New India Using Knowledge”



“ज्ञान एक ऐसा खजाना है जो कभी चुराया नहीं जा सकता है”

Bhartrhari—Nitiśatakam

“Knowledge is such a treasure which cannot be stolen”

BLANK PAGE



Indian Standard
SPECIFICATION FOR
COMPACTION RAMMER FOR SOIL TESTING

UDC 624.131.365 : 624.131.378



© Copyright 1979

INDIAN STANDARDS INSTITUTION
MANAK BHAVAN, 9 BAHADUR SHAH ZAFAR MARG
NEW DELHI 110002

Price Rs 5.00

Gr 3

October 1979

Indian Standard

SPECIFICATION FOR COMPACTION RAMMER FOR SOIL TESTING

Soil Engineering and Rock Mechanics Sectional Committee, BDC 23

Chairman

PROF DINESH MOHAN

Representing

Central Building Research Institute (CSIR),
Roorkee

Members

<p>ADDITIONAL DIRECTOR RESEARCH, Railway Board (Ministry of Railways) (FE), RDSO DEPUTY DIRECTOR RESEARCH, (FE-I), RDSO (<i>Alternate</i>) PROF ALAM SINGH LT-COL AVTAR SINGH MAJ V. K. KANITKAR (<i>Alternate</i>) DR A. BANERJEE SHRI S. GUPTA (<i>Alternate</i>) DR R. K. BHANDARI CHIEF ENGINEER (D & R) DIRECTOR (IPRI) (<i>Alternate</i>) SHRI K. N. DADINA SHRI A. G. DASTIDAR SHRI R. L. DEWAN DR G. S. DRILLON DIRECTOR (CSMRS) DEPUTY DIRECTOR (CSMRS) (<i>Alternate</i>) SHRI A. H. DIVANJI SHRI A. N. JANGLE (<i>Alternate</i>) DR GOPAL RANJAN DR SHASHI K. GULHATI DR G. V. RAO (<i>Alternate</i>)</p>	<p>University of Jodhpur, Jodhpur Engineer-in-Chief's Branch, Army Headquarters Cementation Co Ltd, Calcutta Central Building Research Institute (CSIR), Roorkee Irrigation Department, Government of Punjab, Chandigarh In personal capacity (P-820 New Alipore, Calcutta 700053) In personal capacity (5 Hungerford Street, 12/1 Hungerford Court, Calcutta 700017) Irrigation Research Institute, Khagaul, Patna Indian Geotechnical Society, New Delhi Central Water Commission, New Delhi Asia Foundations & Construction (P) Ltd, Bombay University of Roorkee, Roorkee; and Institution of Engineers (India), (Delhi Centre) Indian Institute of Technology, New Delhi</p>
--	---

(Continued on page 2)

© Copyright 1979

INDIAN STANDARDS INSTITUTION

This publication is protected under the *Indian Copyright Act* (XIV of 1957) and reproduction in whole or in part by any means except with written permission of the publisher shall be deemed to be an infringement of copyright under the said Act.

(Continued from page 1)

<i>Members</i>	<i>Representing</i>
SHRI O. P. MALHOTRA	Public Works Department, Government of Punjab, Chandigarh
SHRI T. K. NATARAJAN	Central Road Research Institute (CSIR), New Delhi
RESEARCH OFFICER	Building & Roads Research Laboratory, Chandigarh
SHRI K. R. SAXENA	Engineering Research Laboratories, Hyderabad
SECRETARY	Central Board of Irrigation & Power, New Delhi
DEPUTY SECRETARY (Alternate)	
SHRI M. M. D. SETH	Public Works Department, Government of Uttar Pradesh, Lucknow
DR B. L. DHAWAN (Alternate)	
SHRI M. K. SINGHAL	Irrigation Research Institute, Roorkee
SHRI N. SIVAGURU	Roads Wings (Ministry of Shipping & Transport)
SHRI D. V. SIKKA (Alternate)	
SHRI K. S. SRINIVASAN	National Buildings Organization, New Delhi
SHRI SUNIL BERI (Alternate)	
SUPERINTENDING ENGINEER (P & D)	Public Works Department, Government of Tamil Nadu, Madras
EXECUTIVE ENGINEER (SM & RD) (Alternate)	
SHRI B. T. UNWALLA	Concrete Association of India, Bombay
SHRI T. M. MENON (Alternate)	
SHRI H. C. VERMA	All India Instruments Manufacturers & Dealers Association, Bombay
SHRI V. S. VASUDEVAN (Alternate)	
SHRI D. AJITHA SIMHA, Director (Civ Engg)	Director General, ISI (Ex-officio Member)

Secretary

SHRI K. M. MATHUR
Deputy Director (Civ Engg), ISI

Soil Testing Instrument and Equipment Subcommittee, BDC 23 : 6

Convener

SHRI H. C. VERMA Associated Instruments Manufacturers (I) Pvt Ltd, New Delhi

Members

SHRI M. D. NAIR (Alternate to Shri H. C. Verma)
LT-COL AVTAR SINGH Engineer-in-Chief's Branch, Army Headquarters
SHRI S. K. GUPTA (Alternate)
DEPUTY DIRECTOR RESEARCH Ministry of Railways
(SM) (RDSO)
SHRI H. K. GUHA Geologists' Syndicate Pvt Ltd, Calcutta
SHRI A. BHATTACHARYA (Alternate)
SHRI A. K. GUPTA Saraswati Engineering Agency, Roorkee
SHRI RAKESH GOEL (Alternate)

(Continued on page 10)

Indian Standard

SPECIFICATION FOR COMPACTION RAMMER FOR SOIL TESTING

0. FOREWORD

0.1 This Indian Standard was adopted by the Indian Standards Institution on 5 June 1979, after the draft finalized by the Soil Engineering and Rock Mechanics Sectional Committee had been approved by the Civil Engineering Division Council.

0.2 A series of Indian Standards on methods of test for soils has already been published by ISI. It has been recognized that reliable and inter comparable test results can be obtained only with standard testing equipment capable of giving the desired level of accuracy. The Sectional Committee has, therefore, decided to bring out a series of standards covering the requirements of equipment used for testing soils, to encourage its development and manufacture in the country.

0.3 The equipment covered in this standard is used for the determination of water content dry density relation of soil covered in IS : 2720 (Part VII)-1974* and IS : 2720 (Part VIII)-1974†.

0.4 For the purpose of deciding whether a particular requirement of this standard is complied with, the final value, observed or calculated, expressing the result of a test or analysis, shall be rounded off in accordance with IS : 2-1960‡. The number of significant places retained in the rounded off value should be the same as that of the specified value in this standard.

1. SCOPE

1.1 This standard covers the requirements of compaction rammer both for light and heavy compaction used for the determination of the water content dry density relation of soils.

*Methods of test for soils: Part VII Determination of water content: dry density relation using light compaction (*first revision*).

†Methods of test for soils: Part VIII Determination of water content: dry density relation using heavy compaction (*first revision*).

‡Rules for rounding off numerical values (*revised*).

2. MATERIALS

2.1 The materials of construction of the different component parts of the compaction rammer both light and heavy shall be as given in Table 1.

TABLE 1 MATERIALS OF CONSTRUCTION OF DIFFERENT COMPONENT PARTS OF COMPACTION RAMMER (LIGHT AND HEAVY)

PART	MATERIAL	SPECIFIC REQUIREMENTS IF ANY	REF TO INDIAN STANDARD
(1)	(2)	(3)	(4)
Rammer foot	Mild steel or Brass	Smooth finish and chrome plated	IS : 226-1975* and IS : 4170-1967†
Shaft	Mild steel	—	IS : 226-1975*
Handle knob	Mild steel	—	IS : 226-1975*
Guide pipe	Mild steel drawn pipe	—	IS : 1239 (Part I)-1973‡
Washer	Gasket rubber vulcanized	—	Vulcanized Rubber IS : 5382-1969§

*Specification for structural steel standard quality (*first revision*).

†Specification for brass rods for general engineering purposes.

‡Specification for mild steel tubes (*third revision*).

§Specification for rubber sealing rings for gas mains, water mains and sewers.

3. DIMENSIONS

3.1 Dimensions with tolerances of different component parts of compaction rammer shall be as detailed in Fig. 1 to Fig. 4. Except where tolerances are specifically mentioned against the dimensions, all dimensions shall be taken as nominal dimensions and tolerances as given in IS : 2102-1969* shall apply.

4. COMPACTION RAMMER, LIGHT

4.1 The light compaction rammer shall be as shown in Fig. 1 to 3. The mass of the moving parts of the rammer shall be $2.6 \text{ kg} \pm 25 \text{ gm}$. The length of guide pipe shall be such so as to give a fall of $310 \pm 0.5 \text{ mm}$. The free end of the rammer foot shall be square with the sides and shall be finished smooth. Provision shall also be made to secure this to the shaft with a pin to prevent it from unscrewing while on use. It shall be chrome plated. It shall be provided with air vents at both ends as shown in Fig. 3 and a suitable guide for the shaft of the rammer shall be screwed on to the pipe at the top end. The washer shall be as shown in Fig. 2. It shall be of minimum 1.5 mm thick.

*Specification for allowable deviations for dimensions without specified tolerances (*first revision*).

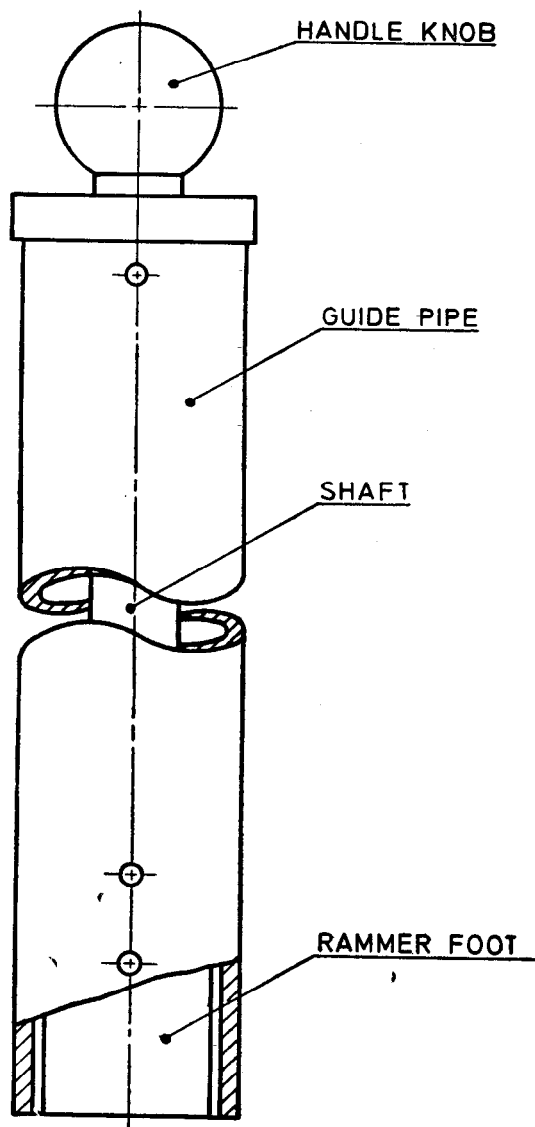
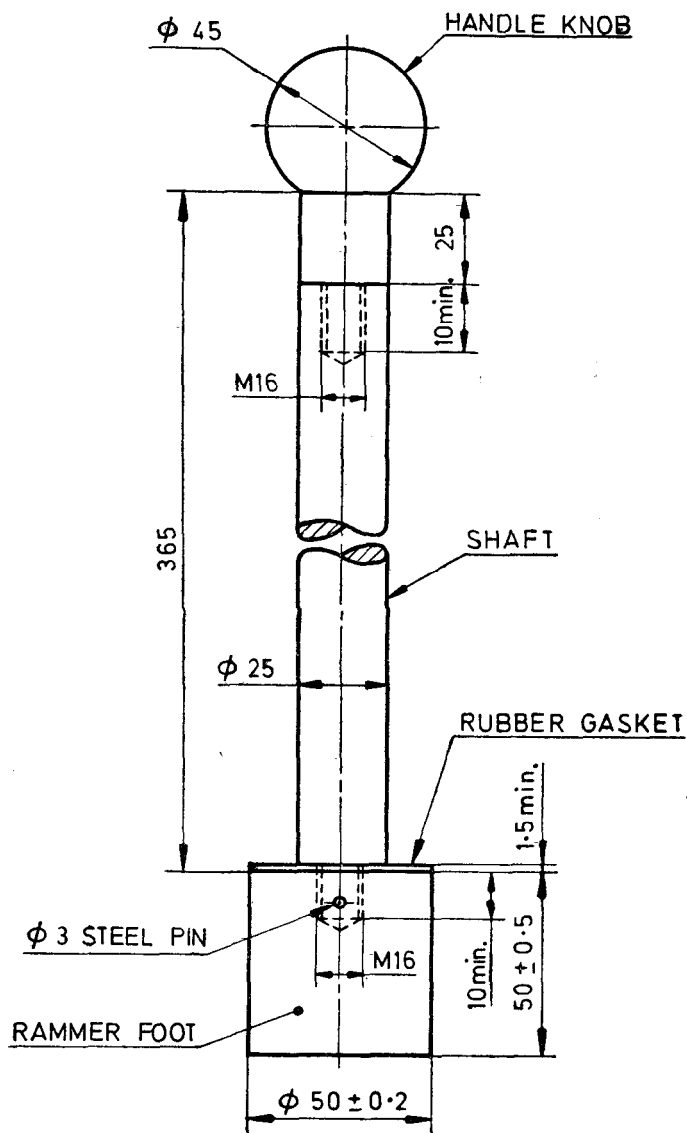
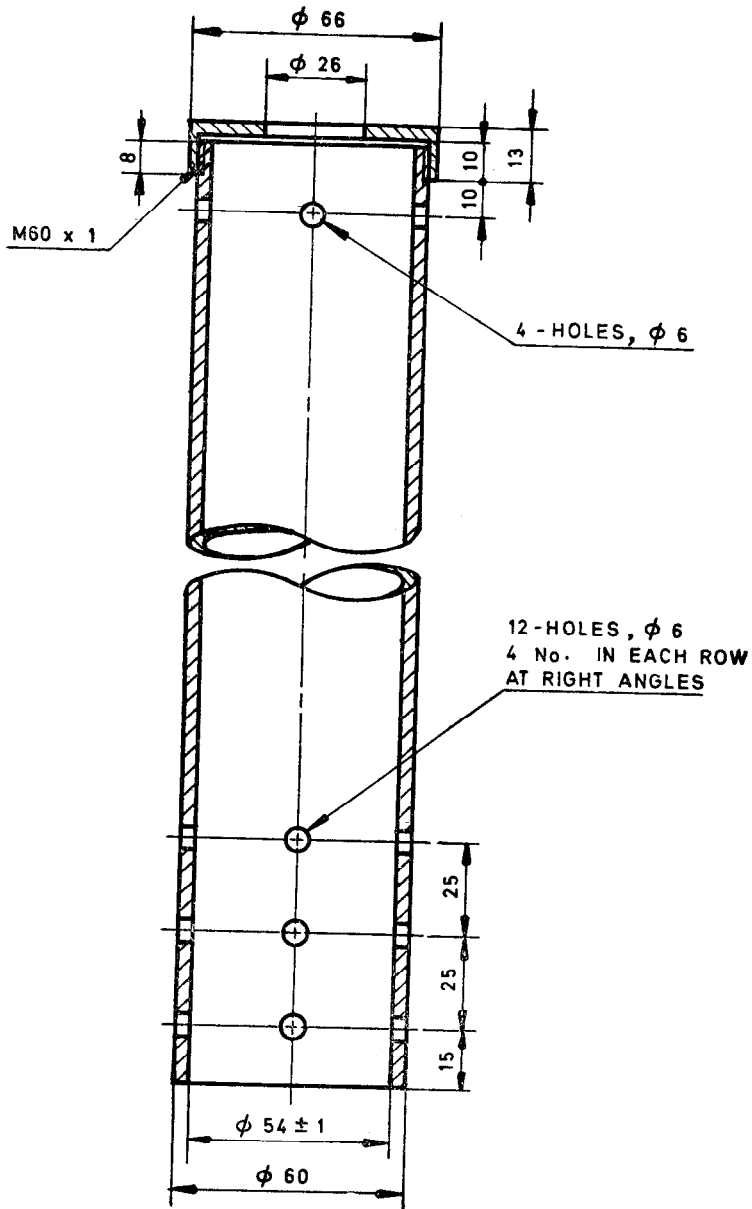


FIG. 1 ASSEMBLY OF COMPACTION RAMMER



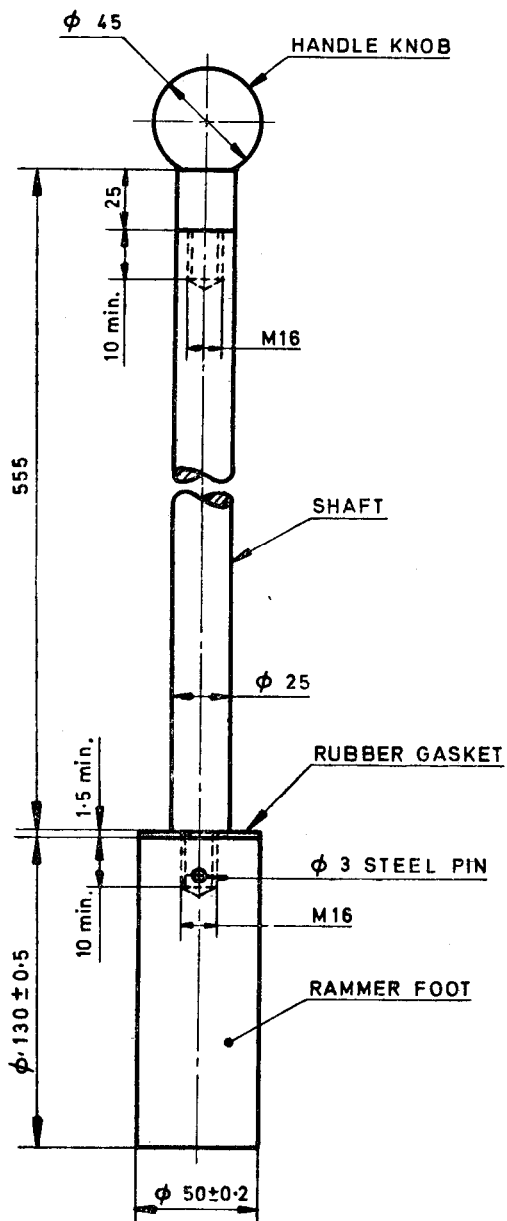
All dimensions in millimetres.

FIG. 2 DETAILS OF LIGHT RAMMER FOOT, SHAFT AND KNOB



All dimensions in millimetres.

FIG. 3 DETAILS OF GUIDE PIPE



All dimensions in millimetres.

FIG. 4 DETAILS OF HEAVY RAMMER FOOT, SHAFT AND KNOB

5. COMPACTION RAMMER, HEAVY

5.1 The heavy compaction rammer shall be as shown in Fig. 1, Fig. 2 and Fig. 4. The mass of the moving parts of the rammer shall be $4.9 \text{ kg} \pm 50 \text{ gm}$. The length of the guide pipe shall be such so as to give a fall of $450 \pm 0.5 \text{ mm}$. The free end of the rammer foot shall be square with the sides and shall be finished smooth. Provision shall also be made to square it to the shaft with a pin to prevent it from unscrewing while on use. It shall be chrome plated. The washer shall be as shown in Fig. 4. It shall be of minimum 1.5 mm thick.

6. MARKING

6.1 The following information shall be clearly and indelibly marked on each component of the apparatus in such a way that it does not interfere with the performance of the apparatus:

- a) Name of manufacturer or his registered trade-mark or both,
- b) Date of manufacture,
- c) Whether the rammer foot is of mild steel or brass, and
- d) Type of rammer.

6.1.1 The equipment may also be marked with the ISI Certification Mark.

NOTE — The use of the ISI Certification Mark is governed by the provisions of the Indian Standards Institution (Certification Marks) Act and the Rules and Regulations made thereunder. The ISI Mark on products covered by an Indian Standard conveys the assurance that they have been produced to comply with the requirements of that standard under a well-defined system of inspection, testing and quality control which is devised and supervised by ISI and operated by the producer. ISI marked products are also continuously checked by ISI for conformity to that standard as a further safeguard. Details of conditions under which a licence for the use of the ISI Certification Mark may be granted to manufacturers or processors, may be obtained from the Indian Standards Institution.

(Continued from page 2)

Members

DR B. R. MALHOTRA

SHRI R. S. MELKOTE

DEPUTY DIRECTOR (CSMRS) (*Alternate*)

DR P. NANDAKUMARAN

SHRI S. G. PRASAD

SHRI H. S. DAHELE (*Alternate*)

SHRI D. D. PURI

SHRI A. N. AGARWAL (*Alternate*)

DR T. RAMAMURTHY

SHRI RESHAM SINGH

SHRI JATINDER SINGH (*Alternate*)

DR V. SREENIVARULU

Representing

Central Road Research Institute (CSIR), New
Delhi

Central Water Commission, New Delhi

University of Roorkee, Roorkee

Industrial Electronics Pvt Ltd, Bangalore

Central Scientific Instruments Organisation (CSIR),
Chandigarh

Indian Institute of Technology, New Delhi

Hydraulic & Engineering Instruments Co, New
Delhi

Central Building Research Institute (CSIR),
Roorkee

AMENDMENT NO. 1 NOVEMBER 1987

TO

IS : 9198-1979 SPECIFICATION FOR COMPACTION RAMMER FOR SOIL TESTING

(Page 3, clause 0.3, lines 2 and 3) — Substitute ' IS : 2720 (Part 7)-1980*' and ' IS : 2720 (Part 8)-1983†' for ' IS : 2720 (Part VII)-1974*' and ' IS : 2720 (Part VIII)-1974†'.

(Page 3, foot-notes with ' * ' and ' † ' marks) — Substitute the following for the existing foot-notes:

‘*Methods of test for soils: Part 7 Determination of water content — dry density relation using light compaction (*second revision*).

†Methods of test for soils: Part 8 Determination of water content — dry density relation using heavy compaction (*second revision*).’

(Page 4, Table 1, col 4) — Substitute ' IS : 1239 (Part 1)-1979†' for ' IS : 1239 (Part I)-1973†'.

(Page 4, Table 1, foot-note with ' ‡ ' mark) — Substitute the following for the existing foot-note:

‘‡Specification for mild steel tubes for tubulars and other wrought fittings: Part 1 Mild steel tubes (*fourth revision*).’

(Page 4, clause 3.1, line 5) — Substitute ' IS : 2102 (Part 1)-1980*' for ' IS : 2102-1969*'.

(Page 4, foot-note with ' * ' mark) — Substitute the following for the existing foot-note:

‘*General tolerances for dimensions and form and position: Part 1 General tolerances for linear and angular dimensions (*second revision*).’

(BDC 23)