



GEETANJALI

WHERE INNOVATION MEETS FUNCTIONALITY

About Us

Welcome to Geetanjali, where craftsmanship meets innovation.

With a sprawling 7-acre manufacturing facility, we specialize in producing premium wooden frames, doors, modular interiors, and much more.

Our commitment to excellence and attention to detail make us a trusted name in the industry, delivering high-quality solutions for homes, offices, and commercial spaces.

At the heart of our operations is a talented workforce of over 200 skilled employees who bring expertise, creativity, and dedication to every project.

From bespoke wooden products to customized modular designs, we ensure that every piece we create reflects superior craftsmanship and functionality.



A pair of hands holding a pair of glasses against a bright, hazy background. The hands are positioned on either side of the glasses, with fingers gently gripping the temples. The background is a soft, out-of-focus landscape with a bright light source, possibly the sun, creating a warm, ethereal glow. The glasses have a dark, round frame and thin temples.

Our Vision

We strive to be a global leader in bespoke wooden doors, known for innovation, sustainability, and exceptional craftsmanship, shaping the future of interior and exterior design.

Our Mission

Our mission is to craft high-quality, sustainable wooden doors that blend timeless design with expert craftsmanship, enhancing the beauty of every space and providing lasting value to our customers.

FACTORY MACHINES & EQUIPMENTS



Beam Saw Machine

A beam saw machine is an advanced panel cutting solution designed for high-speed, precision cutting of wood, MDF, plywood, and laminated boards. It features a powerful saw blade and a moving beam, ensuring clean, accurate cuts with minimal waste.



Edge Banding Machine

An edge banding machine is designed to apply edge bands on wooden panels with precision, speed, and durability. It ensures a smooth, seamless finish, enhancing the strength and aesthetics of furniture.

Weining Timber Mat 6

A 6-way spindle moulder machine is a high-precision woodworking tool used for shaping and profiling timber. It features six spindles that allow for complex and efficient machining in a single pass. These machines are ideal for producing door frames, furniture components, and decorative moldings. They offer high-speed operation, automatic feed systems, and customizable tooling setups to ensure accuracy and productivity.



Safety by Choice Not by **Chance**

SALIENT FEATURES

Hot Pressed at high temperatures to ensure consistent performance for a long period
Calibrated Shutters
Termite Borer Proof
Water Resistant
Heavy Durability
Bend Proof
Gap Free
High Quality Membrane



Laminated Doors

Laminated wooden doors offer a perfect blend of aesthetics and durability, making them ideal for residential, commercial, and industrial spaces. These doors feature a high-quality laminate surface that enhances scratch resistance, moisture protection, and long-lasting performance.

Construction & Strength

- Frame Material: Hardwood or engineered wood for stability
- Laminate Bonding: High-pressure bonding for enhanced durability
- Edge Protection: PVC or veneer edge banding to prevent damage

Performance & Features

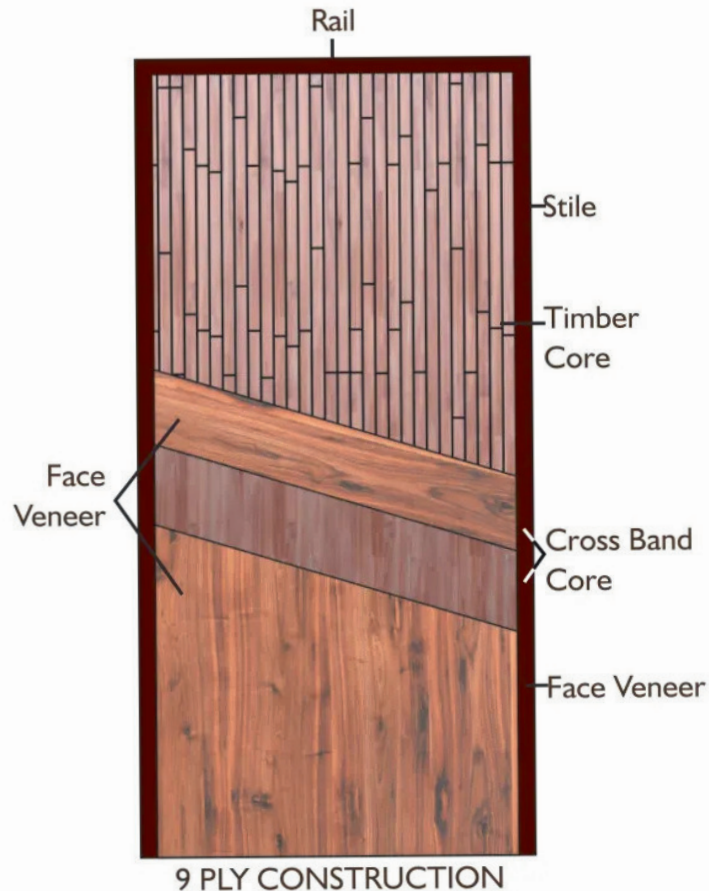
- Weather Resistance: Resistant to moisture, heat, and stains
- Fire Retardant Option: Available for enhanced safety
- Acoustic Insulation: Reduces noise for a quieter environment

Customization & Applications

- Designs: Glossy, matte, woodgrain, or textured finishes
- Usage: Homes, offices, hotels, hospitals, and educational institutions



SPECIFICATIONS



5-Ply Doors: Made with five layers of high-quality wood veneer, these doors typically range from 25mm to 32mm in thickness. They are lightweight, moderately durable, and ideal for interior applications such as partitions and residential doors. Available in laminated, veneered, or painted finishes.

7-Ply Doors: Constructed with seven layers of engineered hardwood, these doors offer increased strength and durability, with a thickness of 30mm to 40mm. Suitable for both interior and exterior use, they provide enhanced resistance to wear and tear. Available in natural wood veneer, laminate, or painted finishes.

9-Ply Doors: Featuring nine layers of premium hardwood, these doors provide maximum strength, stability, and resistance to moisture and warping. With a thickness of 35mm to 45mm, they are ideal for heavy-duty applications, including main doors, exterior doors, and industrial settings. Premium finishes such as veneer, laminate, and melamine coatings are available for added elegance and protection.

Fire Doors Safety Standards

At [Geetanjali Enterprises](#), we provide high-quality fire-rated doors designed for maximum safety and durability. Compliant with IS 3614 standards, our doors offer 30 to 120-minute fire resistance, making them ideal for residential, commercial, and industrial spaces.

- **IS 5509** – Fire Retardant Plywood

Specifies requirements for fire-resistant plywood treated with special chemicals to slow ignition and flame spread. Ideal for high-risk areas like commercial buildings, hospitals, and public spaces.

- **IS 3614** – Fire-Rated Doors & Frames



Defines fire door performance, ensuring resistance to fire, smoke, and heat for 60 to 120 minutes. Essential for commercial, industrial, and high-rise buildings to prevent fire spread and enhance safety.



Premium Wooden Frames , Ply for Strength & Elegance

At Geetanjali, we offer high-quality wooden frames crafted from the finest materials, ensuring durability, strength, and aesthetic appeal. Our range includes:

- **Red Mahogany** – A dense, rich hardwood known for its deep reddish-brown hue, excellent durability, and resistance to decay, making it ideal for premium doors and furniture.
- **Red Meranti** – A strong and stable hardwood with a reddish-brown tone, offering excellent workability and resistance to moisture, commonly used for door frames and paneling.
- **Teakwood** – Renowned for its exceptional strength, water resistance, and natural oils, preventing termite and fungal attacks. A perfect choice for luxury interiors and exteriors.
- **Steam Beech** – A light brown hardwood with a smooth, uniform grain, providing excellent stability and finishing properties, widely used in modern interior applications.
- **Plywood** – A cost-effective and versatile engineered wood option, offering good strength, durability, and flexibility, making it suitable for various door and window frame applications.



Laminated Wooden Doors – Stylish & Durable Solutions

At Geetanjali Enterprises, we specialize in high-quality laminated wooden doors, offering a perfect combination of style, durability, and low maintenance. These doors feature a solid wood or engineered wood core with a premium laminate finish, ensuring moisture, scratch, and stain resistance.

Key Features:

- Premium Laminate Options – We primarily recommend Merino and Euro Laminate for their superior quality, or clients can choose from our in-house brand for a customized touch.
- Durability & Strength – Resistant to scratches, moisture, and termites, ensuring long-lasting use.
- Aesthetic Variety – Available in matte, glossy, textured, and woodgrain finishes for a refined look.
- Low Maintenance – Easy to clean, making them ideal for homes, offices, hotels, and commercial spaces.
- Customizable Designs – Offered in various colors, patterns, and sizes to suit diverse interior preferences.

With a focus on quality and customer satisfaction, our laminated doors provide a modern, elegant, and durable solution for any space.

Modular Door Sets



Regular Modular Sets

- Pre-Assembled & Ready-to-Install – Saves time and labor costs.
- Premium Materials – Available in wood, laminate, steel, and fire-rated options.
- Customizable Designs – Offered in various finishes, colors, and sizes to match different interiors.
- Durable & Low Maintenance – Resistant to moisture, scratches, and wear, ensuring long-term performance.
- Ideal for Various Applications – Perfect for homes, offices, hotels, hospitals, and commercial spaces.



Post Forming Sets

- Seamless Finish – No visible joints or edges, ensuring a modern, premium look.
- High Durability – Scratch-resistant, moisture-resistant, and easy to clean.
- Customizable Designs – Available in glossy, matte, textured, and woodgrain finishes.
- Preferred Laminates – We primarily recommend Merino and Euro Laminate brand for superior quality.
- Versatile Applications – Ideal for residential, commercial, and institutional spaces.

“Elegant Interiors: Where Design Meets Functionality”

- **Modular Kitchens** – Smart, space-efficient, and customized.
- **Wardrobes & Storage** – Sleek, organized, and spacious.
- **Living & Dining Interiors** – Elegant designs for a cozy ambiance.
- **False Ceilings & Wall Paneling** – Modern aesthetics with insulation benefits.
- **Doors & Flooring** – High-quality materials for style and durability.
- **Custom Furniture & Décor** – Tailored to your space and preferences.



Clientele

MUMBAI REGION



Clientele

PUNE CITY





Contact Us

Head Office

Plot no. 75, Sec-23, marble Market, Phase - 2, kalamboli - 410218

Factory 1

Survey no.108/2/3A, 109, near Shusti Farm, Opp.Shiv Mandir, Sukhapur,
Matheran Door - 410206

Factory 2

Survey no.665,/L, Katariya Bridge, NH8a, Near Ajanta Factory Vandhiya, Samakhiyali, Bachua, Kutch -
370150

Phone: +91 9004604385 / 7710970070

Email Us at: info@geetanjaliwoodcraft.com